

Where did the 1998 B.Soc.Sc. - Statistics graduates go ?

I. Introduction

The information contained in this paper is extracted from the Graduate Employment Survey of 1998 to answer the following questions about Bachelor of Social Sciences graduates with major in Statistics : -

- How were they employed six months after graduation ?
- Of those who pursued further studies, what programmes did they follow ?
- Of those who were employed full-time, how long did it take them to secure their first job offer ?
- In which sector were they employed ?
- How much did they receive in salary ?
- How many job offers did they receive ?
- Who were their employers and what were their job titles ?

II. Employment Situation in 1998

Of the 21 respondents who majored in Statistics, 57% (or 12 graduates) were in full-time employment within six months of graduation. 24% (or 5 graduates) went on for further studies. Another 19% (or 4 graduates) were still seeking full-time employment at the time of the survey. (Table 1)

	B.Soc.Sc. - Statistics						HKU Overall*									
	Total		Male		Female											
	'98	'97	'98	'97	'98	'97	'98	'97	'98	'97						
	No.	%	No.	%	No.	%	No.	%	No.	%						
<i>No. of respondents</i>	21	100	8	100	8	100	0	0	13	100	8	100	2383	100	2272	100
<i>F/T employed</i>	12	57.1	8	100	5	62.5	0	0	7	53.8	8	100	1701	71.4	1829	80.5
<i>P/T employed seeking F/T job</i>	2	9.5	0	0	1	12.5	0	0	1	7.7	0	0	94	3.9	37	1.6
<i>Unemployed seeking F/T job</i>	2	9.5	0	0	1	12.5	0	0	1	7.7	0	0	157	6.6	53	2.3
<i>Further studies</i>	5	23.8	0	0	1	12.5	0	0	4	30.8	0	0	413	17.3	339	14.9
<i>Emigration/home country</i>	0	0	0	0	0	0	0	0	0	0	0	0	3	0.1	4	0.2
<i>Not seeking F/T job</i>	0	0	0	0	0	0	0	0	0	0	0	0	15	0.6	10	0.4

Table 1. Employment situation

* HKU overall refers to the figure for the total HKU population and includes M.B.,B.S. and B.D.S. graduates.

Where did the 1998 B.Soc.Sc. - Statistics graduates go ?

III. Further Studies

Of the five graduates who pursued postgraduate studies, four took up a M.Phil. programme in social sciences while one enrolled for a postgraduate certificate programme in education. All of them were enrolled in local tertiary institutions. Table 2 shows the academic programmes pursued & Table 3 shows the source of finance.

Field of Study	Academic Programmes	
	M.Phil.	Postgraduate Certificate
Social Sciences	4	
Education		1

Table 2. Academic programme

Source of Finance	No. of Graduates
Government Grant & Loan	1
Teaching Assistantship/Studentship	4

Table 3. Source of finance for further studies

IV. Time Taken to Secure Employment

Among those graduates who were in full-time employment, 83% secured their first job offer before the end of September. The figure increased to 100% by the end of October. (Figure 1)

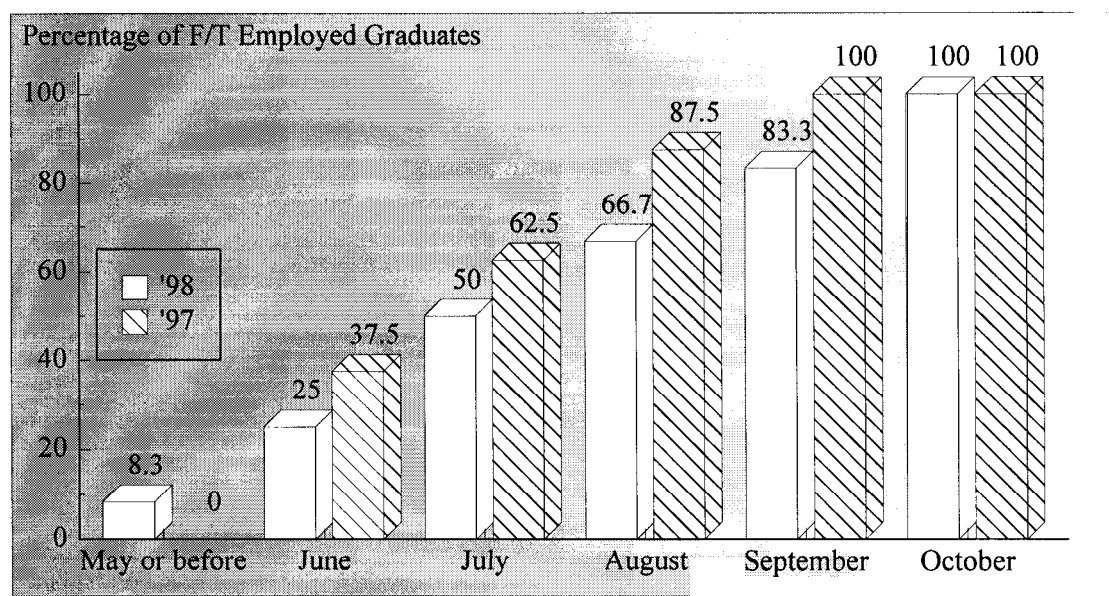


Figure 1. Time taken to secure employment

Where did the 1998 B.Soc.Sc. - Statistics graduates go ?

V. Employment Sectors

67% (or 8 graduates) of the Statistics graduates were employed in commerce & industry, followed by 17% (or 2 graduates) in the education sector. The remaining 8.3% (or 1 graduate) each joined the civil service and community, social & personal services. (Figures 2 & 3)

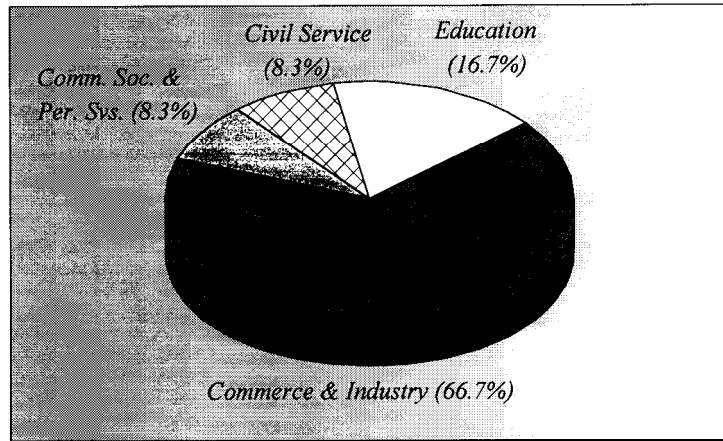


Figure 2. Employment sectors

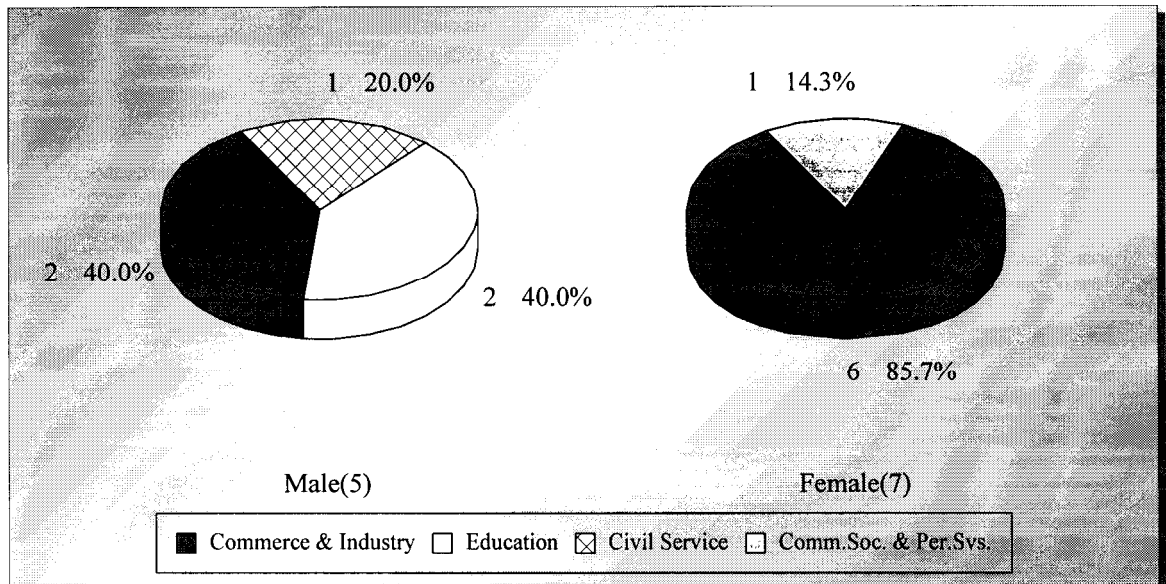


Figure 3. Employment sectors by sex

Where did the 1998 B.Soc.Sc. - Statistics graduates go ?

VI. Basic Salary and Gross Income

The remuneration received by the Statistics graduates is shown in Table 4.

	<i>Basic Salary</i>				<i>Gross Income</i>			
	B.Soc.Sc. - Statistics		HKU Average*		B.Soc.Sc. - Statistics		HKU Average*	
	'98	'97	'98	'97	'98	'97	'98	'97
<i>Mean</i>	\$11,018	\$17,918	\$15,496	\$15,749	\$11,611	\$20,032	\$16,557	\$17,552
<i>Median</i>	\$9,000	\$13,000	\$12,300	\$12,500	\$10,292	\$14,577	\$13,325	\$14,521
<i>Minimum</i>	\$8,000	\$11,000	\$1,000	\$4,400	\$8,000	\$11,917	\$5,000	\$5,000
<i>Maximum</i>	\$21,520	\$33,000	\$58,000	\$59,000	\$21,520	\$40,400	\$59,000	\$74,000

Table 4. Basic salary and gross income

* HKU average refers to the figure for the total HKU population and includes M.B.,B.S. and B.D.S. graduates.

VII. Number of Full-Time Job Offers

Of those in full-time employment, 50% of the graduates had more than one job offer. 25% reported having received three job offers. (Figure 4)

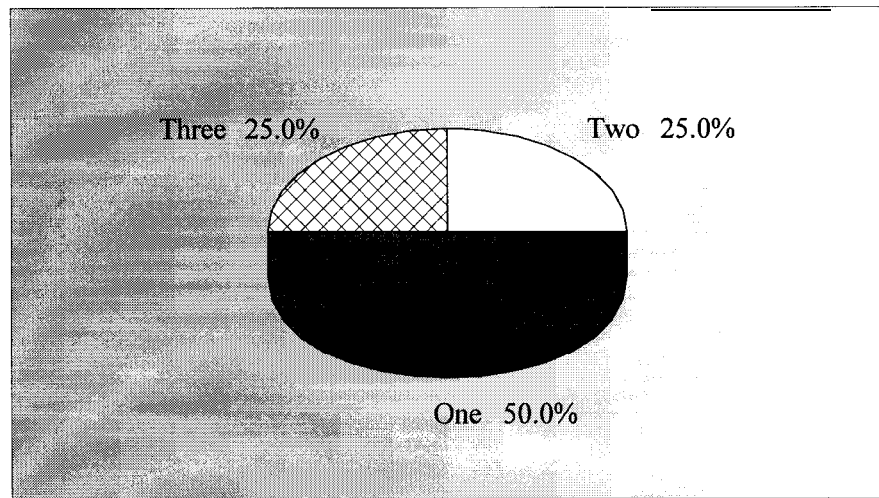


Figure 4. No. of full-time job offers

Where did the 1998 B.Soc.Sc. - Statistics graduates go ?

VIII. Names of Employers and Job Titles

The job titles of the Statistics graduates in full-time employment and the names of their employers are listed below.

<u>Employers :</u>	<u>Job Titles :</u>
CIVIL SERVICE -	
• HKSAR - Hong Kong Monetary Authority	• Clerk
EDUCATION -	
• St Gloria College	• Graduate Master
• The University of Hong Kong	• Research Assistant
COMMUNITY, SOCIAL & PERSONAL SERVICE -	
• Brilliant Learning Centre	• Tutor
COMMERCE & INDUSTRY -	
• Dickson Concepts (International) Ltd	• Marketing Executive
• Ernst & Young	• Staff Accountant
• Fuk Hing Industries Co Ltd	• Secretary
• Glorious Sun Enterprises Ltd	• R & D Assistant
• Huang Kwan & Associates	• Customer Relation Officer
• Mattel Vendor Operations Asia Ltd	• Planner
• New Bright Industrial Co Ltd	• Executive Trainee
• Tong Zhi Tang Group	• Management Trainee

Table 5. List of employers and job titles

Note : Some alumni have indicated willingness to talk to individual students about their work. Their contact telephone number can be obtained from counsellors at CEPC.

Where did the 1998 B.Soc.Sc. - Statistics graduates go ?

- IX.** Similar information on graduates from other disciplines of study is available for reference in the Careers Library. Please enquire with the CEPC.

Careers Education and Placement Centre
3/F Wong Chuang Lai Wah Building
Meng Wah Complex
The University of Hong Kong
Pokfulam Road
Hong Kong

Telephone : 28592314
Fax : 2559 5238
E-Mail : CEPC@HKUCC.HKU.HK
Homepage : <http://www.hku.hk/cepc>

Opening Hours : Monday - Friday (9:00 a.m. to 5:30 p.m.)
Saturday (9:00 a.m. to 12:00 p.m.)

Cindy Chan

February, 2000

The analysis is based on information provided by the respondents, and the Careers Education & Placement Centre should not be held responsible for any errors arising therefrom.

No part of this report may be reproduced in any form or by whatever means,
without written permission from the Director of the Careers Education and Placement Centre,
The University of Hong Kong