

Where did the 1998 M.Sc.(Comp.Sc.) graduates go ?

I. Introduction

The information contained in this paper is extracted from the Graduate Employment Survey of 1998 to answer the following questions about Master of Science in Computer Science graduates : -

- How were they employed six months after graduation ?
- Of those who were employed full-time, how long did it take them to secure their first job offer ?
- In which sectors were they employed ?
- How much did they receive in salary ?
- How many job offers did they receive ?
- Who were their employers and what were their job titles ?

II. Employment Situation in 1998

Out of 12 M.Sc.(Comp.Sc.) graduates, 11 responded to our survey, representing a response rate of 92%. Of these, 91% (or 10 graduates) were in full-time employment within six months of graduation. The remaining 9.1% (or 1 graduate) was still seeking full-time employment at the time of the survey. (Table 1)

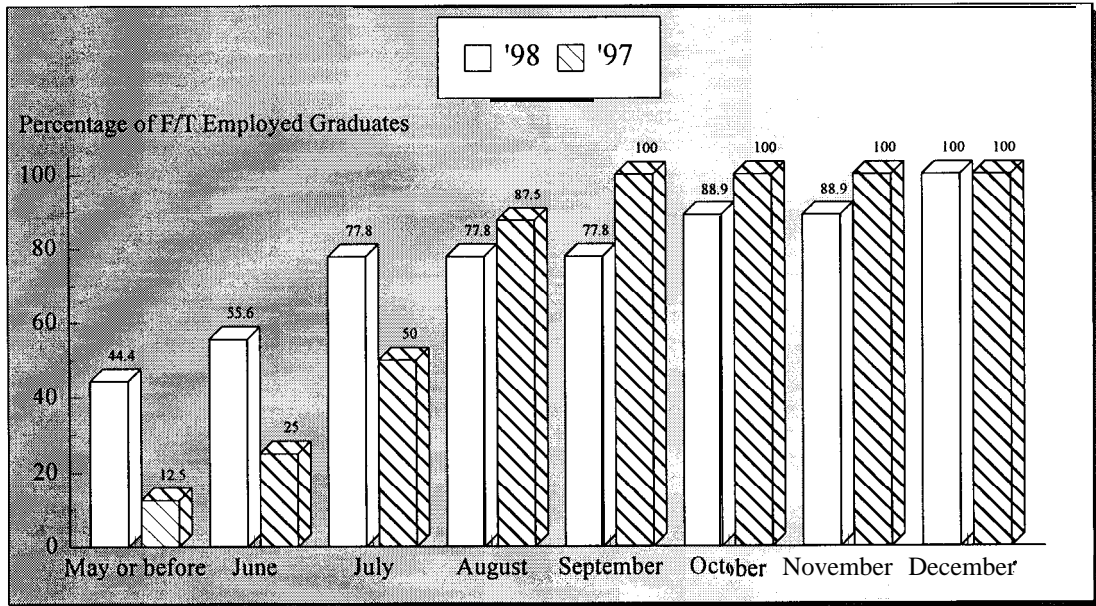
	M.Sc.(Comp.Sc.)										HKU Overall					
	Total				Male				Female				(Taught Masters)			
	'98		'97		'98		'97		'98		'97		'98		'97	
	No.	%	No.	%	No.	%	No.	%	No.	%	No.	%	No.	%	No.	%
<i>No. of respondents</i>	11	100	9	100	11	100	6	100	0	0	3	100	101	100	123	100
<i>F/T employed</i>	10	90.9	8	88.9	10	90.9	6	100	0	0	2	66.7	79	78.2	111	90.2
<i>P/T employed seeking F/T job</i>	0	0	0	0	0	0	0	0	0	0	0	8	7.9	0	0	
<i>Unemployed seeking F/T job</i>	1	9.1	0	0	1	9.1	0	0	0	0	0	10	9.9	4	3.3	
<i>Further studies</i>	0	0	1	11.1	0	0	0	0	0	0	1	33.3	3	3.0	5	4.1
<i>Emigration/home country</i>	0	0	0	0	0	0	0	0	0	0	0	1	1.0	0	0	
<i>Not seeking F/T job</i>	0	0	0	0	0	0	0	0	0	0	0	0	0	3	2.4	

Table 1. Employment situation

Where did the 1998 M.Sc.(Comp.Sc.) graduates go ?

III. Time Taken to Secure Employment

Among those graduates who were in full-time employment, 78% secured their first job offer before the end of July. The figure increased to 100% by the end of December. (Figure 1)

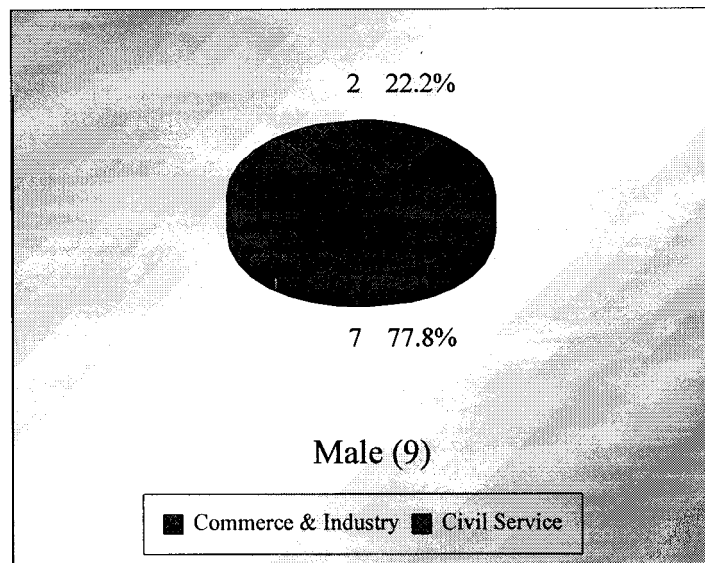


No Response = 1

Figure 1. Time taken to secure employment

IV.. Employment Sectors

Most (78% or 7 graduates) of the M.Sc.(Comp.Sc.) graduates were employed in commerce & industry. The remaining 22% (or 2 graduates) joined the civil service. (Figure 2)



No Response = 1

Figure 2. Employment sectors by sex

Where did the 1998 M.Sc. (Comp.Sc.) graduates go ?

V. Basic Salary and Gross Income

In general, the average income of the M.Sc.(Comp.Sc.) graduates was slightly higher than that of their predecessors in the previous year. (Table 2)

	<i>Basic Salary</i>				<i>Gross Income</i>			
	<i>M.Sc.(Comp.Sc.)</i>		<i>HKU Average*</i>		<i>M.Sc.(Comp.Sc.)</i>		<i>HKU Average*</i>	
	'98	'97	'98	'97	'98	'97	'98	'97
<i>Mean</i>	\$17,138	\$15,374	\$19,841	\$22,388	\$18,677	\$16,682	\$21,389	\$24,481
<i>Median</i>	\$14,850	\$14,500	\$17,000	\$24,000	\$17,856	\$15,808	\$18,000	\$25,000
<i>Minimum</i>	\$10,000	\$10,000	\$5,000	\$10,000	\$10,833	\$10,000	\$7,500	\$10,000
<i>Maximum</i>	\$32,000	\$26,360	\$80,000	\$69,000	\$32,000	\$29,407	\$97,000	\$86,000

Table 2. Basic salary and gross income

* HKU average refers to the income received by taught master graduates.

VI. Number of Full-Time Job Offers

Of those in full-time employment, 80% of the graduates had more than one job offer. 50% reported having receive three to six job offers. On average, each graduate received 2.8 job offers. (Figure 3)

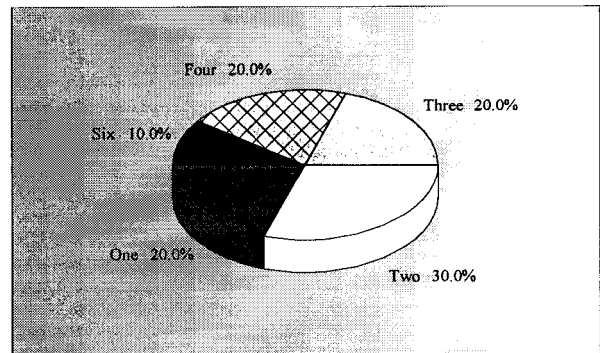


Figure 3. No. of full-time job offers

VII. Names of Employers and Job Titles

The job titles of the M.Sc.(Comp.Sc.) graduates in full-time employment and the names of their employers are listed below.

<u>Employers :</u>	<u>Job Titles :</u>
CIVIL SERVICE -	
• HKSAR - Information Technology Services Department	• Analyst/Programmer
• HKSAR - Information Technology Services Department	• Analyst/Programmer

Where did the 1998 M.Sc. (Comp.Sc.) graduates go ?

COMMERCE & INDUSTRY -

. Cathay Pacific Airways Ltd	. System Analyst/Programmer
. HongkongBank	. System Analyst/Programmer
. Netstar Solutions (China) Ltd	. System Analyst
. PricewaterhouseCoopers	. Technical Support Officer
• Shell (HK) Ltd	. Information Technology Analyst Assistant
. Tai Cheong Plastic Toys Industrial Ltd	. Manager
. Organization's name not reported	. Programmer

Table 3. List of employers and job titles

Note: Some alumni have indicated willingness to talk to individual students about their work. Their contact telephone number can be obtained from counsellors at CEPC.

VIII. Similar information on graduates from other disciplines of study are available for reference in the Careers Library. Please enquire with the CEPC.

Careers Education and Placement Centre
3/F Wong Chuang Lai Wah Building
Meng Wah Complex
The University of Hong Kong
Pokfulam Road
Hong Kong

Telephone : 28592314
Fax : 2559 5238
E-Mail : CEPC@HKUCC.HKU.HK
Homepage : <http://www.hku.hk/cepc>

Opening Hours : Monday - Friday (9:00 a.m. to 5:30 p.m.)
Saturday (9:00 a.m. to 12:00 p.m.)

Cindy Chan

July, 1999

The analysis is based on information provided by the respondents, and the Careers Education & Placement Centre should not be held responsible for any errors arising therefrom.

No part of this report may be reproduced in any form or by whatever means,
without written permission from the Director of the Careers Education and Placement Centre,
The University of Hong Kong