

## Where did the 1998 B.Sc. - Mathematics graduates go ?

### I. Introduction

The information contained in this paper is extracted from the Graduate Employment Survey of 1998 to answer the following questions about Bachelor of Science graduates with major in Mathematics : -

- How were they employed six months after graduation ?
- Of those who pursued further studies, what programmes did they follow ?
- Of those who were employed full-time, how long did it take them to secure their first job offer ?
- In which sector were they employed ?
- How much did they receive in salary ?
- How many job offers did they receive ?
- Who were their employers and what were their job titles ?

### II. Employment Situation in 1998

Of the 47 respondents who majored in Mathematics, 62% (or 29 graduates) were in full-time employment within six months of graduation. 19% (or 9 graduates) went on for further studies. Another 19% (or 9 graduates) were still seeking full-time employment at the time of the survey. (Table 1)

	B.Sc. - Mathematics						HKU Overall*										
	Total		Male		Female												
	'98	'97	'98	'97	'98	'97	'98	'97	'98	'97							
	No.	%	No.	%	No.	%	No.	%	No.	%							
<i>No. of respondents</i>	47	100	55	100	29	100	28	100	18	100	27	100	2383	100	2272	100	
<i>F/T employed</i>	29	61.7	38	69.1	16	55.2	18	64.3	13	72.2	20	74.1	1701	71.4	1829	80.5	
<i>P/T employed seeking F/T job</i>	3	6.4	1	1.8	1	3.4	0	0	2	11.1	1	3.7	94	3.9	37	1.6	
<i>Unemployed seeking F/T job</i>	6	12.8	6	10.9	5	17.2	3	10.7	1	5.6	3	11.1	157	6.6	53	2.3	
<i>Further studies</i>	9	19.1	10	18.2	7	24.1	7	25.0	2	11.1	3	11.1	413	17.3	339	14.9	
<i>Emigration/home country</i>	0	0	0	0	0	0	0	0	0	0	0	0	0	3	0.1	4	0.2
<i>Not seeking F/T job</i>	0	0	0	0	0	0	0	0	0	0	0	0	15	0.6	10	0.4	

Table 1. Employment situation

\* HKU overall refers to the figure for the total HKU population and includes M.B.,B.S. and B.D.S. graduates.

## Where did the 1998 B.Sc. - Mathematics graduates go ?

### III. Further Studies

Nine graduates pursued postgraduate studies. Of these, six took up a M.Phil. programme in science, one took up a master (coursework) programme in business administration/management and two took up a postgraduate certificate programme in education. Table 2 shows the academic programmes pursued & Table 3 shows the source of finance.

Fields of Study	Academic Programmes		
	M. Phil.	Master (Coursework)	Postgraduate Certificate
Science	6		
Business Administration/Management		1	
Education			2

Table 2. Academic programmes

Source of Finance	No. of Graduates
Own Funds	2
Teaching Assistantship/Studentship	5
Scholarship & Own Funds	1
Government Grant & Loan	1

Table 3. Source of finance for further studies

### IV. Time Taken to Secure Employment

Among those graduates who were in full-time employment, 76% secured their first job offers before the end of September. The figure increased to 100% by the end of November. (Figure 1)

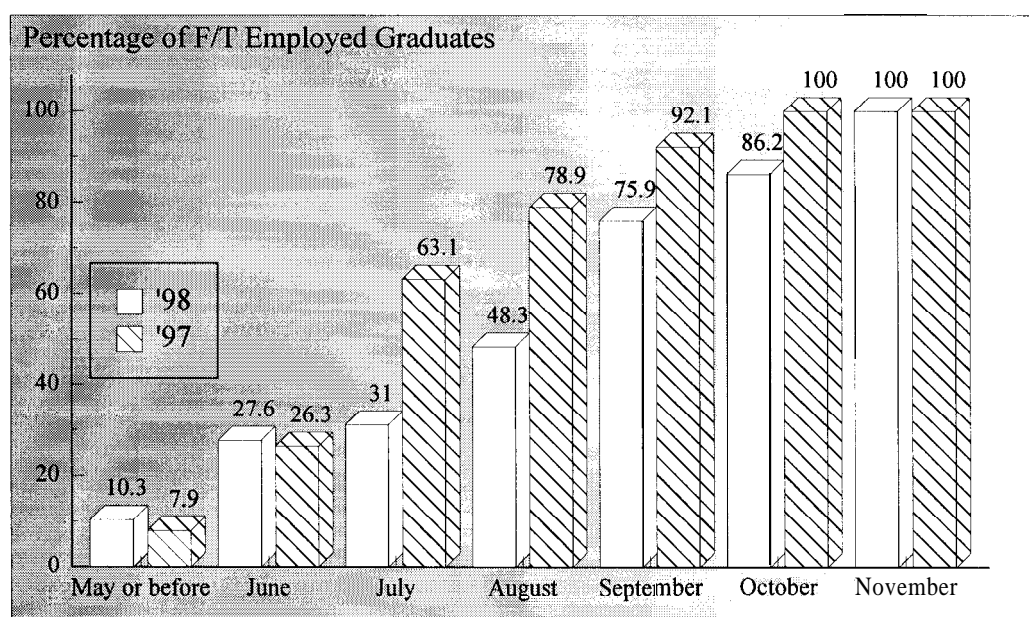
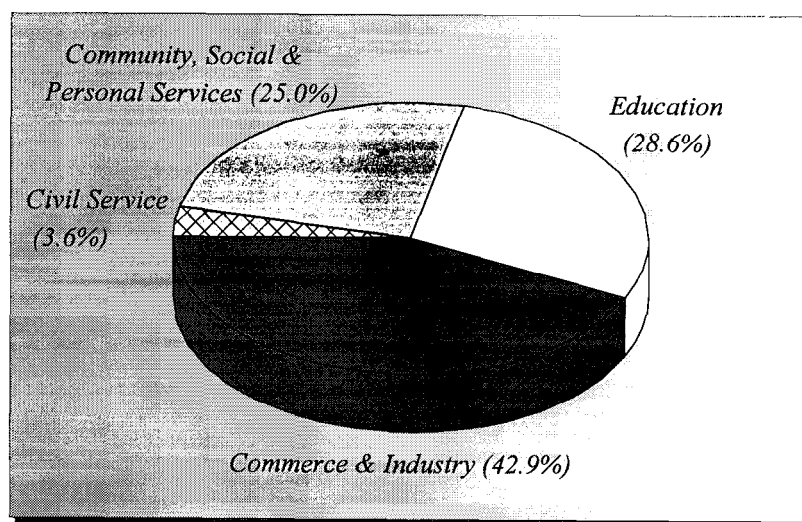


Figure 1. Time taken to secure employment

## Where did the 1998 B.Sc. - Mathematics graduates go ?

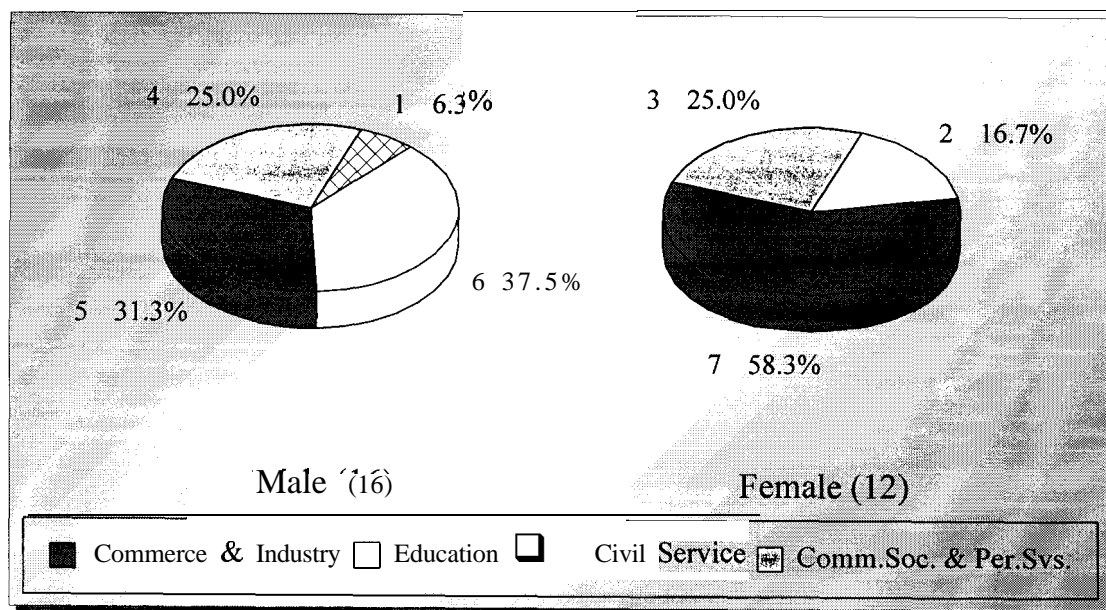
### V. Employment Sectors

43% (or 12 graduates) of the Mathematics graduates were employed in commerce & industry, followed by 29% (or 8 graduates) in the education sector and 25% (or 7 graduates) in community, social & personal services. The remaining 3.6% (or 1 graduate) joined the civil service. (Figures 2 & 3)



No Response = 1

Figure 2. Employment sectors



No Response = 1

Figure 3. Employment sectors by sex

## Where did the 1998 B.Sc. - Mathematics graduates go ?

### VI. Basic Salary and Gross Income

The remuneration received by the Mathematics graduates is shown in Table 4.

	<i>Basic Salary</i>				<i>Gross Income</i>			
	<b>B.Sc. - Mathematics</b>		<b>HKU Average*</b>		<b>B.Sc. - Mathematics</b>		<b>HKU Average*</b>	
	'98	'97	'98	'97	'98	'97	'98	'97
<i>Mean</i>	\$13,385	\$13,328	\$15,496	\$15,749	\$14,010	\$14,458	\$16,557	\$17,552
<i>Median</i>	\$10,000	\$12,000	\$12,300	\$12,500	\$11,375	\$13,346	\$13,325	\$14,521
<i>Minimum</i>	\$5,000	\$9,000	\$1,000	\$4,400	\$7,000	\$9,850	\$5,000	\$5,000
<i>Maximum</i>	\$30,000	\$20,865	\$58,000	\$59,000	\$30,000	\$20,865	\$59,000	\$74,000

Table 4. Basic salary and gross income

\* HKU average refers to the figure for the total HKU population and includes M.B.,B.S. and B.D.S. graduates.

### VII. Number of Full-Time Job Offers

Of those in full-time employment, 28% of the graduates had more than one job offer. 10% reported having received three to six job offers. (Figure 4)

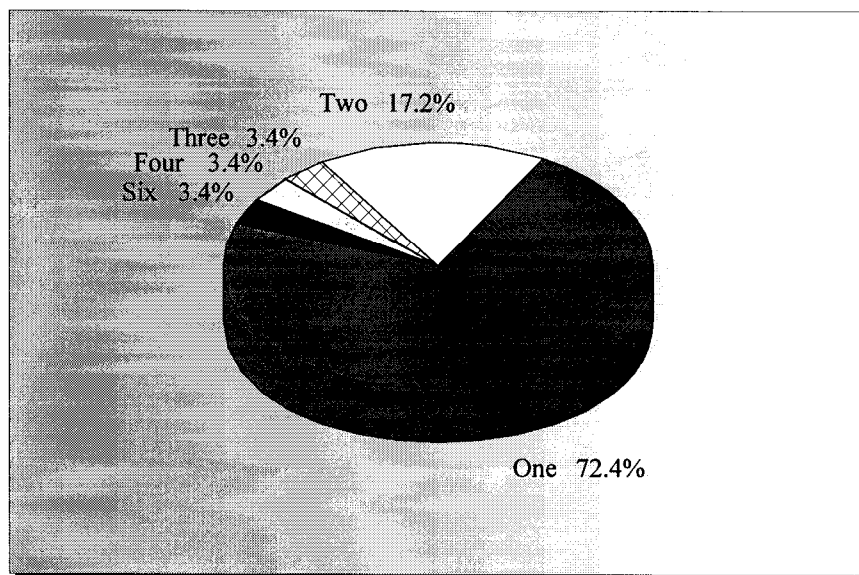


Figure 4. No. of full-time job offers

## Where did the 1998 B.Sc. - Mathematics graduates go ?

### VIII. Names of Employers and Job Titles

The job titles of the Mathematics graduates in full-time employment and the names of their employers are listed below.

<u>Employers :</u>	<u>Job Titles :</u>
<b>CIVIL SERVICE -</b>	
, HKSAR - Fire Services Department	• Station Officer
<b>EDUCATION -</b>	
• De La Salle Secondary School	• Certificate Master
• Fukien Middle School	• Certificate Master
• Ho Dao School	• Graduate Master
• Ho Lap College	• Graduate Master
• Hong Kong School for the Deaf	• Teaching Assistant
• Lui Ming Choi Lutheran School	• Certificate Master
• Maria College	• Graduate Master
• Organization's name not reported	• Graduate Master
<b>COMMUNITY, SOCIAL &amp; PERSONAL SERVICE -</b>	
• Brilliant Learning Centre	• Tutor
• Caritas St Joseph's Institute for Further & Adult Education	• Program Officer
• Hong Kong Society of Accountants	• Clerk
• Organization's name not reported	• Tutor
<b>COMMERCE &amp; INDUSTRY -</b>	
• Chinese Television Network	• Assistant Librarian
• Classroom Publication Ltd	• Editor
• IBS Systems Ltd	• Programmer
• Jade Dragon Trading Co Ltd	• Accountant
• Les Must De Cattier (Far East) Ltd	• Sales Associate
• MVA (HK) Ltd	• Graduate Transport Planner
• Namco Enterprise (Asia) Ltd	• Supervisory Trainee
• New World Telephone	• Programmer
• Oasis Consultant Co Ltd	• Account Executive
• Peninsula Clubs & Consultancy Services Ltd	• Supplies Clerk
• Shiu Wing Steel Ltd	• Material Supplies Clerk
• Shun Hing Paper Company	• Account Executive

No Response = 4

*Table 5. List of employers and job titles*

Note : Some alumni have indicated willingness to talk to individual students about their work. Their contact telephone number can be obtained from counsellors at CEPC.

## *Where did the 1998 B.Sc. - Mathematics graduates go ?*

---

- IX.** Similar information on graduates from other disciplines of study is available for reference in the Careers Library. Please enquire with the CEPC.

Careers Education and Placement Centre  
3/F Wong Chuang Lai Wah Building  
Meng Wah Complex  
The University of Hong Kong  
Pokfulam Road  
Hong Kong

Telephone : 28592314  
Fax : 2559 5238  
E-Mail : CEPC@HKUCC.HKU.HK  
Homepage : <http://www.hku.hk/cepc>

Opening Hours : Monday - Friday (9:00 a.m. to 5:30 p.m.)  
Saturday (9:00 a.m. to 12:00 p.m.)

Cindy Chan

August, 1999

The analysis is based on information provided by the respondents, and the Careers Education & Placement Centre should not be held responsible for any errors arising therefrom.

No part of this report may be reproduced in any form or by whatever means,  
without written permission from the Director of the Careers Education and Placement Centre,  
The University of Hong Kong