

Where did the 1998 B.Sc. - Mathematics & Economics graduates go ?

I. Introduction

The information contained in this paper is extracted from the Graduate Employment Survey of 1998 to answer the following questions about Bachelor of Science graduates with major in Mathematics & Economics : -

- How were they employed six months after graduation ?
- Of those who were employed full-time, how long did it take them to secure their first job offer ?
- In which sectors were they employed ?
- How much did they receive in salary ?
- How many job offers did they receive ?
- Who were their employers and what were their job titles ?

II. Employment Situation in 1998

Of the 12 respondents who majored in Mathematics & Economics, 92% (or 11 graduates) were in full-time employment within six months of graduation. The remaining 8.3% (or 1 graduate) was still seeking full-time employment at the time of the survey. Nil unemployment was reported. (Table 1)

	B.Sc. - Mathematics & Economics						HKU Overall*	
	Total		Male		Female			
	'98		'98		'98		'98	
	No.	%	No.	%	No.	%	No.	%
<i>No. of respondents</i>	12	100	7	100	5	100	2383	100
<i>F/T employed</i>	11	91.7	7	100	4	80.0	1701	71.4
<i>P/T employed seeking F/T job</i>	0	0	0	0	0	0	94	3.9
<i>Unemployed seeking F/T job</i>	1	8.3	0	0	1	20.0	157	6.6
<i>Further studies</i>	0	0	0	0	0	0	413	17.3
<i>Emigration/home country</i>	0	0	0	0	0	0	3	0.1
<i>Not seeking F/T job</i>	0	0	0	0	0	0	15	0.6

Table 1. Employment situation

* HKU overall refers to the figure for the total HKU population and includes M.B., B.S. and B.D.S. graduates.

Where did the 1998 B.Sc. - Mathematics & Economics graduates go?

III. Time Taken to Secure Employment

Among those graduates who were in full-time employment, 73% secured their first job offer before the end of August. The figure increased to 100% by the end of October. (Figure 1)

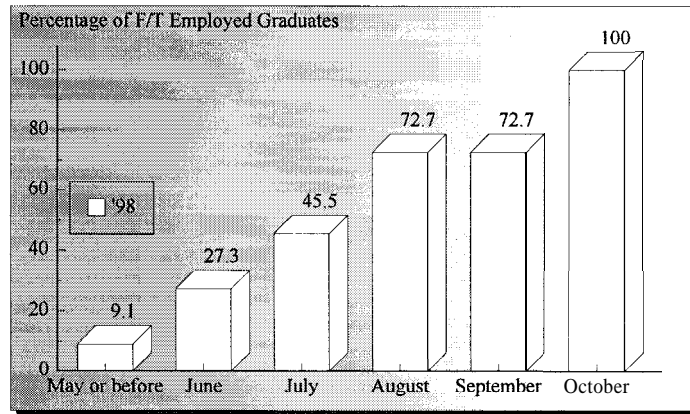
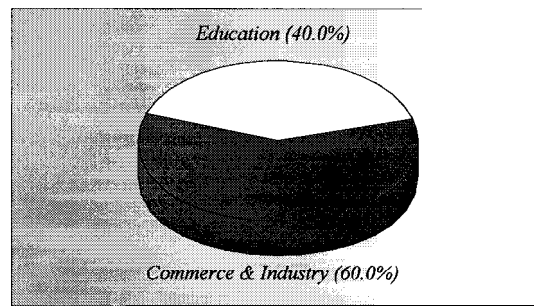


Figure 1. Time taken to secure employment

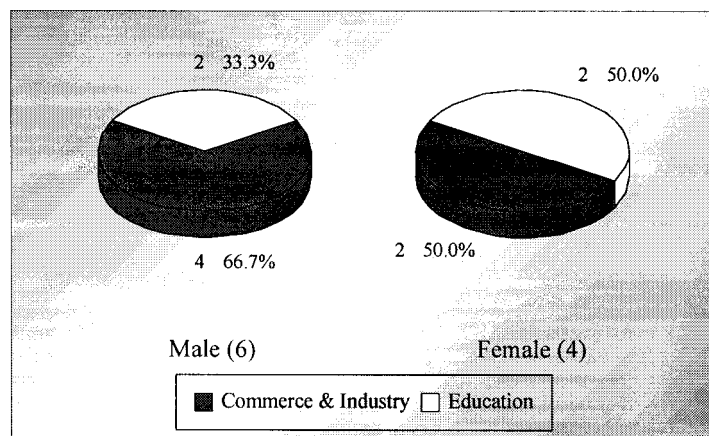
IV. Employment Sectors

60% (or 6 graduates) of the Mathematics & Economics graduates were employed in commerce & industry, followed by 40% (or 4 graduates) joined the education sector. (Figures 2 & 3)



No Response = 1

Figure 2. Employment sectors



No Response = 1

Figure 3. Employment sectors by sex

Where did the 1998 B.Sc. - Mathematics & Economics graduates go?

V. Basic Salary and Gross Income

The remuneration received by the Mathematics & Economics graduates is shown in Table 2.


	<i>Basic Salary</i>		<i>Gross Income</i>	
	B.Sc. - Mathematics & Economics	HKU Average*	B.Sc. - Mathematics & Economics	HKU Average*
	'98	'98	'98	'98
<i>Mean</i>	\$11,913	\$15,496	\$13,623	\$16,557
<i>Median</i>	\$10,500	\$12,300	\$11,508	\$13,325
<i>Minimum</i>	\$2,000	\$1,000	\$9,417	\$5,000
<i>Maximum</i>	\$22,075	\$58,000	\$22,075	\$59,000

Table 2. Basic salary and gross income

* HKU average refers to the figure for the total HKU population and includes M.B.,B.S. and B.D.S. graduates.

VI. Number of Full-Time Job Offers

Of those in full-time employment, 50% of the graduates had more than one job offer. 20% reported having received three or five job offers. (Figure 4)



No Response = 1

Figure 4. No. of full-time job offers

VII. Names of Employers and Job Titles

The job titles of the Mathematics & Economics graduates in full-time employment and the names of their employers are listed below,

<u>Employers :</u>	<u>Job Titles :</u>
EDUCATION -	
<ul style="list-style-type: none"> • Chan Shu Kui Memorial School • Delia Memorial School • Gloria English School • SKH All Saint's Middle School 	<ul style="list-style-type: none"> • Graduate Master • Certificate Master • Tutor • Certificate Master

Where did the 1998 B.Sc. - Mathematics & Economics graduates go?

COMMERCE & INDUSTRY -

. 9 & Nine (HK) Trading Co Ltd	. Business Development Assistant
. Excel Consultancy Ltd	. Programmer Trainee
• Gilman Office Automation	. Sales Executive
. Namco Enterprises (Asia) Ltd	. Supervisor
. New York Life Insurance Ltd	. Underwriter
. Wing On Travel	. Counter Services Officer

No Response = 1

Table 3. List of employers and job titles

Note : Some alumni have indicated willingness to talk to individual students about their work. Their contact telephone number can be obtained from counsellors at CEPC.

VIII. Similar information on graduates from other disciplines of study is available for reference in the Careers Library. Please enquire with the CEPC.

Careers Education and Placement Centre
3/F Wong Chuang Lai Wah Building
Meng Wah Complex
The University of Hong Kong
Pokfulam Road
Hong Kong

Telephone : 28592314
Fax : 2559 5238
E-Mail : CEPC@HKUCC.HKU.HK
Homepage : <http://www.hku.hk/cepc>

Opening Hours : Monday - Friday (9:00 a.m. to 5:30 p.m.)
Saturday (9:00 a.m. to 12:00 p.m.)

Cindy Chan

August, 1999

The analysis is based on information provided by the respondents, and the Careers Education & Placement Centre should not be held responsible for any errors arising therefrom.

No part of this report may be reproduced in any form or by whatever means, without written permission from the Director of the Careers Education and Placement Centre, The University of Hong Kong