

Where did the 1998 B.A. - Fine Arts graduates go ?

I. Introduction

The information contained in this paper is extracted from the Graduate Employment Survey of 1998 to answer the following questions about Bachelor of Arts graduates with major in Fine Arts :-

- How were they employed six months after graduation ?
- Of those who pursued further studies, what programmes did they follow ?
- Of those who were employed full-time, how long did it take them to secure their first job offer ?
- In which sectors were they employed ?
- How much did they receive in salary ?
- How many job offers did they receive ?
- Who were their employers and what were their job titles ?

II. Employment Situation in 1998

Of the 14 respondents who majored in Fine Arts, 64% (or 9 graduates) were in full-time employment within six months of graduation. 14% (or 2 graduates) went on for further studies. Another 7.1% (or 1 graduate) was still seeking full-time employment at the time of the survey. (Table 1)

	B.A. - Fine Arts						HKU Overall*									
	Total		Male		Female											
	'98	'97	'98	'97	'98	'97	'98	'97	'98	'97						
	No.	%	No.	%	No.	%	No.	%	No.	%						
<i>No. of respondents</i>	14	100	19	100	3	100	1	100	11	100	18	100	2383	100	2272	100
<i>F/T employed</i>	9	64.3	10	52.6	1	33.3	0	0	8	72.7	10	55.6	1701	71.4	1829	80.5
<i>P/T employed seeking F/T job</i>	1	7.1	1	5.3	1	33.3	0	0	0	0	1	5.6	94	3.9	37	1.6
<i>Unemployed seeking F/T job</i>	0	0	2	10.5	0	0	0	0	0	0	2	11.1	157	6.6	53	2.3
<i>Further studies</i>	2	14.3	4	21.1	1	33.3	1	100	1	9.1	3	16.7	413	17.3	339	14.9
<i>Emigration/home country</i>	1	7.1	0	0	0	0	0	0	1	9.1	0	0	3	0.1	4	0.2
<i>Not seeking F/T job</i>	1	7.1	2	10.5	0	0	0	0	1	9.1	2	11.1	15	0.6	10	0.4

Table 1. Employment situation

* HKU overall refers to the figure for the total HKU population and includes M.B.,B.S. and B.D.S. graduates.

Where did the 1998 B.A. - Fine Arts graduates go ?

III. Further Studies

Two graduates who pursued postgraduate studies took up a master (coursework) programme in arts and architecture. Table 2 shows the academic programme pursued & Table 3 shows the source of finance.

Fields of Study	Academic Programme
	Master (coursework)
Arts	1
Architecture	1

Table 2. Academic programme

Source of Finance	No. of Graduates
Own Funds	2

Table 3. Source of finance for further studies

IV. Time Taken to Secure Employment

Among those graduates in full-time employment, 89% secured their first job offer before the end of August. The figure increased to 100% by the end of September. (Figure 1)

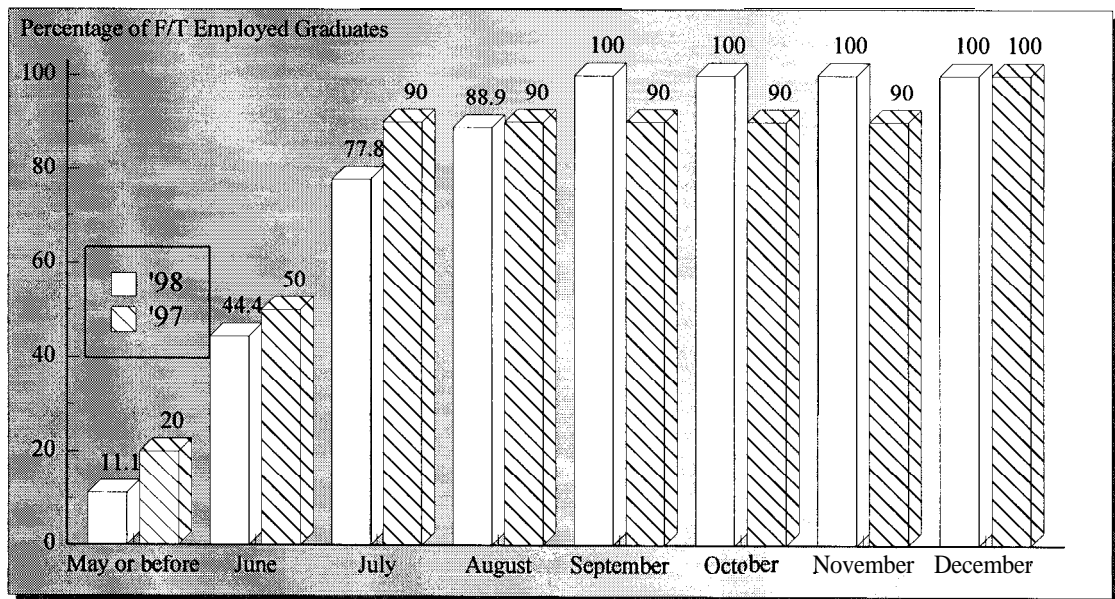


Figure 1. Time taken to secure employment

Where did the 1998 B.A. - Fine Arts graduates go ?

V. Employment Sectors

67% (or 6 graduates) of the Fine Arts graduates were employed in commerce & industry, followed by 11% (or 1 graduate) each in education, civil service and community, social & personal services. (Figures 2 & 3)

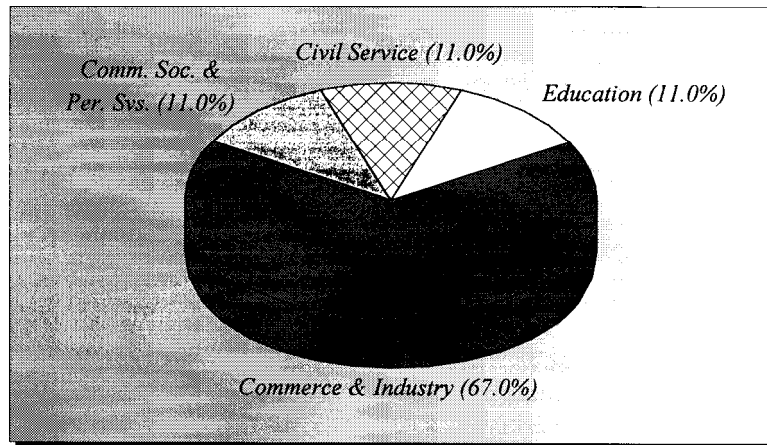


Figure 2. Employment sectors

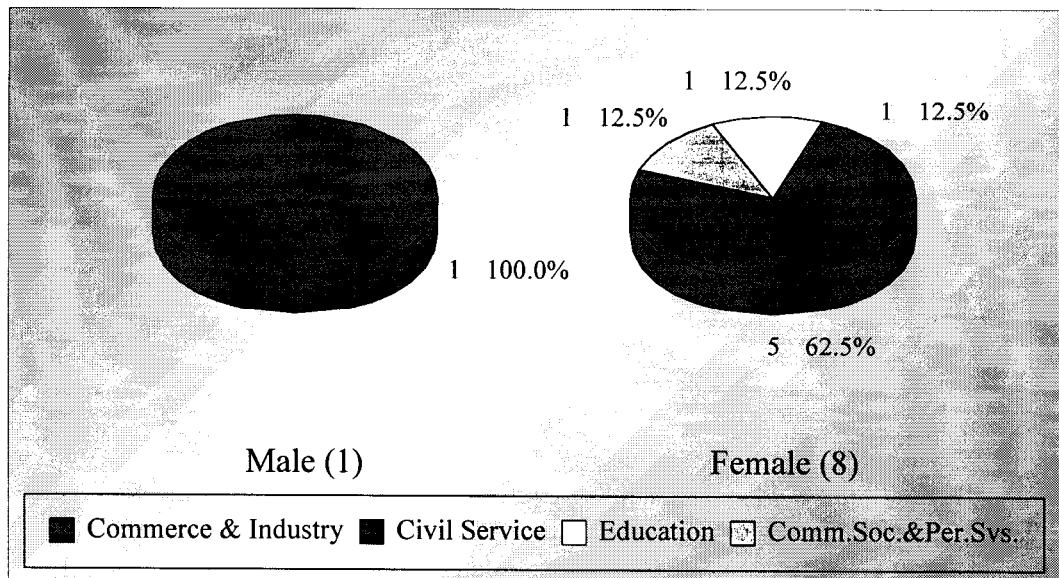


Figure 3. Employment sectors by sex

Where did the 1998 B.A. - Fine Arts graduates go ?

VI. Basic Salary and Gross Income

The remuneration received by Fine Arts graduates is shown in Table 4.

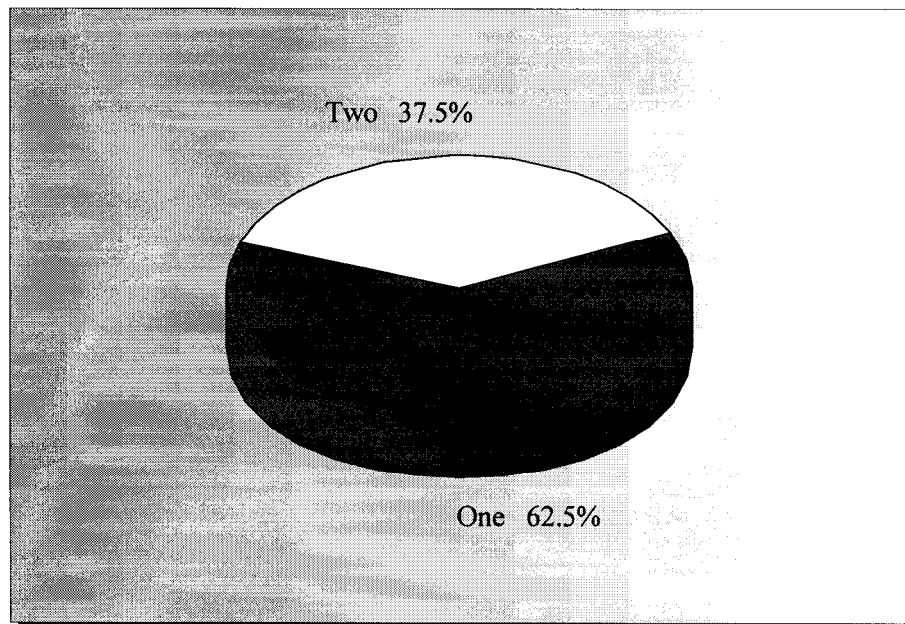
	<i>Basic Salary</i>				<i>Gross Income</i>			
	B.A. - Fine Arts		HKU Average*		B.A. - Fine Arts		HKU Average*	
	'98	'97	'98	'97	'98	'97	'98	'97
Mean	\$14,450	\$12,741	\$15,496	\$15,749	\$14,948	\$14,060	\$16,557	\$17,552
Median	\$13,000	\$12,000	\$12,300	\$12,500	\$13,583	\$16,000	\$13,325	\$14,521
Minimum	\$7,800	\$9,500	\$1,000	\$4,400	\$7,800	\$10,292	\$5,000	\$5,000
Maximum	\$25,000	\$16,165	\$58,000	\$59,000	\$27,083	\$21,083	\$59,000	\$74,000

Table 4. Basic salary and gross income

* HKU average refers to the figure for the total HKU population and includes M.B.,B.S. and B.D.S. graduates.

VII. Number of Full-Time Job Offers

Of those in full-time employment, 38% of the graduates reported having received two job offers. (Figure 4)



No Response = 1

Figure 4. No. of full-time job offers

Where did the 1998 B.A. - Fine Arts graduates go ?

VIII. Name of Employers and Job Titles

The job titles of the Fine Arts graduates in full-time employment and the names of their employers are listed below.

<u>Employers :</u>	<u>Job Titles :</u>
CIVIL SERVICE -	
. HKSAR - Environmental Protection Department	• Executive Officer
EDUCATION -	
. Methodist Church HK Wesley College	. Certificate Master
COMMUNITY, SOCIAL & PERSONAL SERVICES -	
. HK Arts Festival Society	. Education Programme Assistant
COMMERCE & INDUSTRY -	
• Chinese Television Network	. Programme Director
• Right Point (HK) Ltd	• Administration Assistant
. Shell (HK) Co Ltd	. Clerk
. The Tibetan Gallery	. Management/Operation Trainee
. Thomas Chan Designs Ltd	. Project Manager
• Urban Property Management Ltd	• Community Relation Officer

Table 5. List of employers and job titles

Note : Some alumni have indicated willingness to talk to individual students about their work. Their contact telephone number can be obtained from counsellors at CEPC.

Where did the 1998 B.A. - Fine Arts graduates go ?

- IX.** Similar information on graduates from other disciplines of study is available for reference in the Careers Library. Please enquire with the CEPC.

Careers Education and Placement Centre
3/F Wong Chuang Lai Wah Building
Meng Wah Complex
The University of Hong Kong
Pokfulam Road
Hong Kong

Telephone : 28592314
Fax : 2559 5238
E-Mail : CEPC@HKUCC.HKU.HK
Homepage ; <http://www.hku.hk/cepc>

Opening Hours : Monday - Friday (9:00 a.m. to 5:30 p.m.)
Saturday (9:00 a.m. to 12:00 p.m.)

Cindy Chan

August, 1999

The analysis is based on information provided by the respondents, and the Careers Education & Placement Centre should not be held responsible for any errors arising therefrom.

No part of this report may be reproduced in any form or by whatever means,
without written permission from the Director of the Careers Education and Placement Centre,
The University of Hong Kong